

# APPLE TREE PLAZA

13622 NE 20th Street Bellevue, WA 98005

## OFFICE/WAREHOUSE SPACE FOR SUBLEASE

1,378 SF - 3,776 SF Available

\$2.00/SF, NNN

### PROPERTY DETAILS:

- Rare office/warehouse space along Northup Way
- Immediate access to SR-520 & I-405
- Surrounding retail amenities
- Open to automotive uses
- Abundant parking

### SUITE H/F DETAILS:

- **Available Now**
- Sublease expires 10/31/2027
- Long term, direct lease with the Master Landlord is available
- Spaces can be leased contiguous for 3,776 SF
- 20' ceiling clear height

To schedule a tour/request info, contact:

**Caleb Farnworth, CCIM**

425.289.2235

calebf@rosenharbottle.com

**Stossi Tsantilas**

425.279.7943

stossit@rosenharbottle.com



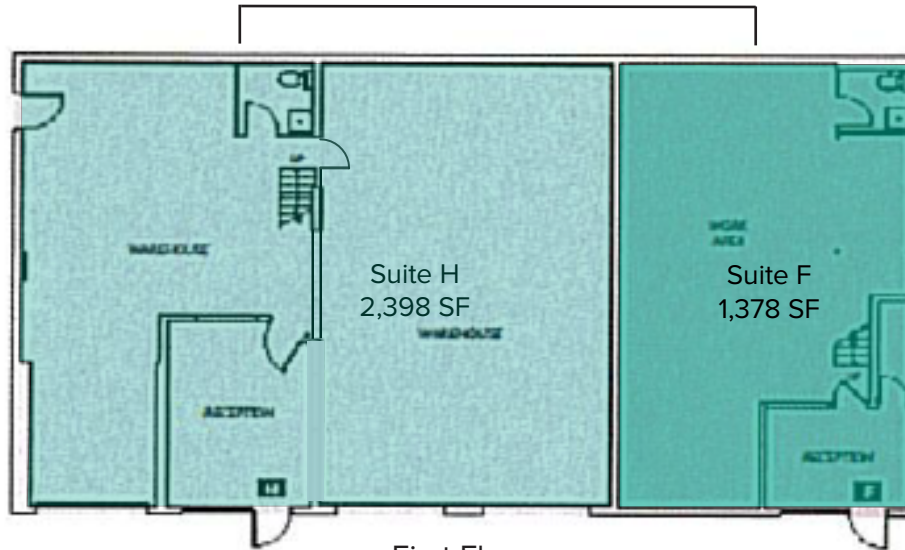
Surplus Parking

The information provided herein has been obtained from sources believed to be reliable, but no representation or warranty, express or implied, is made with respect to the accuracy or completeness of any such information. Each prospective buyer or tenant should independently investigate, evaluate and verify all information provided herein and any other matters deemed material. Please consult your attorney, tax advisor or other professional advisor. The terms of sale or lease set forth herein are subject to change or withdrawal at any time and without notice.

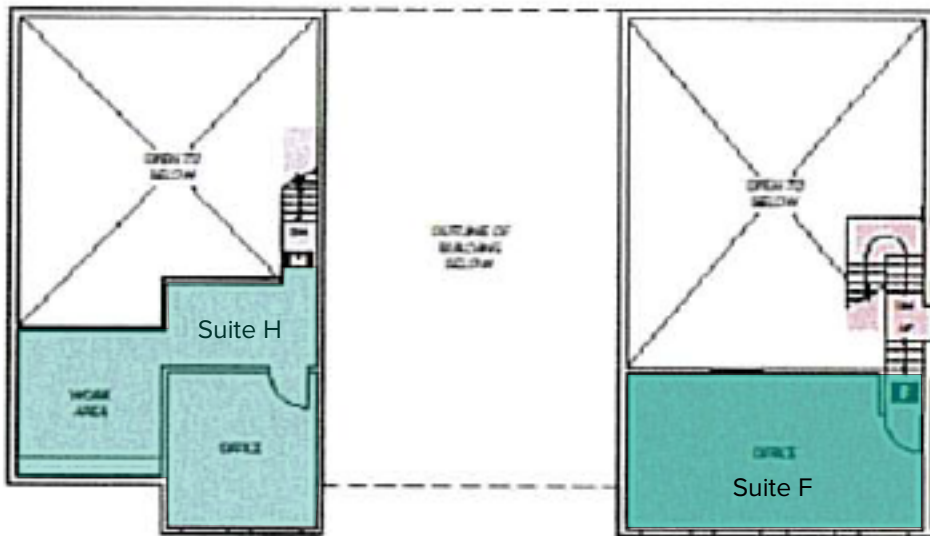


# FLOOR PLANS


3,776 SF Contiguous



First Floor



Second Floor



The information provided herein has been obtained from sources believed to be reliable, but no representation or warranty, express or implied, is made with respect to the accuracy or completeness of any such information. Each prospective buyer or tenant should independently investigate, evaluate and verify all information provided herein and any other matters deemed material. Please consult your attorney, tax advisor or other professional advisor. The terms of sale or lease set forth herein are subject to change or withdrawal at any time and without notice.



# LOCATION MAP

