

Kent Business Campus

835 N Central Avenue, Kent, WA 98032

**FOR
LEASE**



For more information, contact:

ROSEN~HARBOTTLE
COMMERCIAL REAL ESTATE

Grant Rubenstein
(425) 289-2220
grant@rosenharbottle.com

Brian Stewart
(425) 289-2222
brians@rosenharbottle.com

www.rosenharbottle.com

Suite	Total SF	Office SF	Rent/ Month	NNN	Total/ Month
D-135	9,448 SF	1,515 SF	\$5,785	\$1,890	\$7,675
Yard Space	5,000 SF	-	\$750	-	\$750

FEATURES:

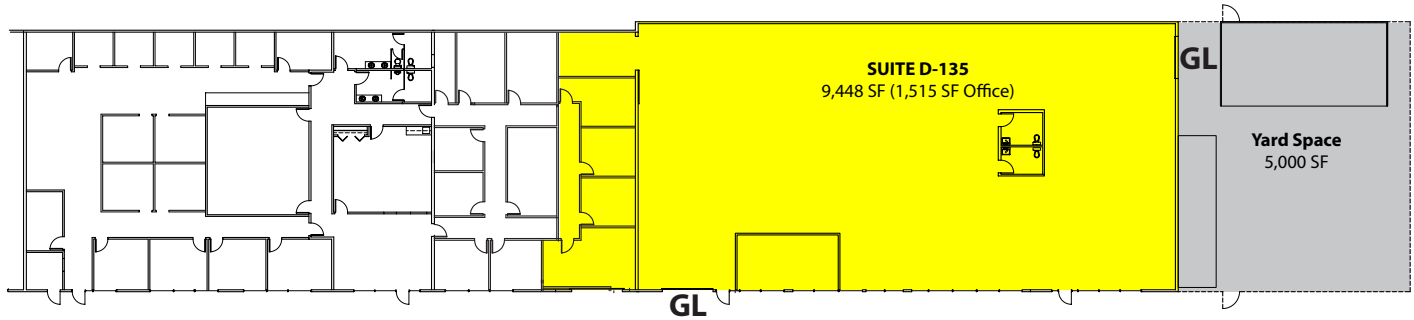
- \$0.50/SF Shell | \$0.70/SF Office
- Ideal for Flex Space, Warehouse, Distribution
Manufacturing
- Grade Level Roll-Up Doors (Extra Wide: 10' - 18')
- 16' - 18' Ceiling Height
- 1,200 Amps | 3-Phase | 4 Wire
- Quick Access to SR 167 | 3 Blocks from Kent Station

Rosen~Harbottle Commercial Real Estate | P.O. Box 5003 Bellevue, WA 98009-5003
phone: (425) 454-3030 fax: (425) 454-6705 | www.rosenharbottle.com

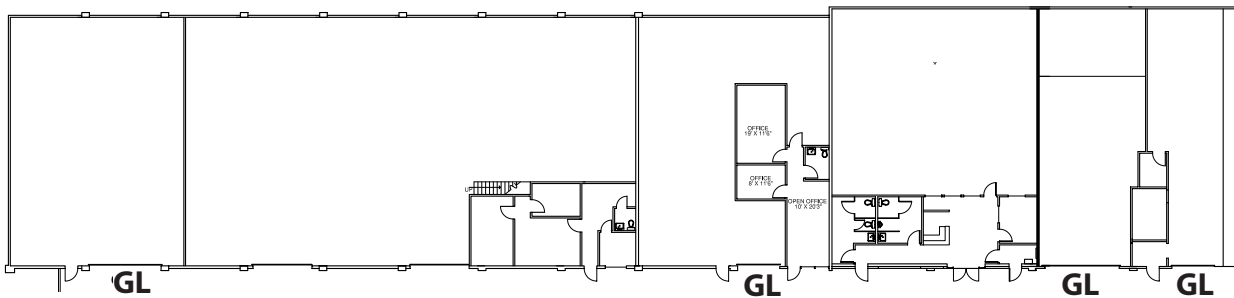
The information provided has been obtained from sources believed reliable. While we do not doubt its accuracy, we have not verified and make no guarantee, warranty or representation about it. It is your sole responsibility to independently confirm its accuracy and completeness.

Kent Business Campus

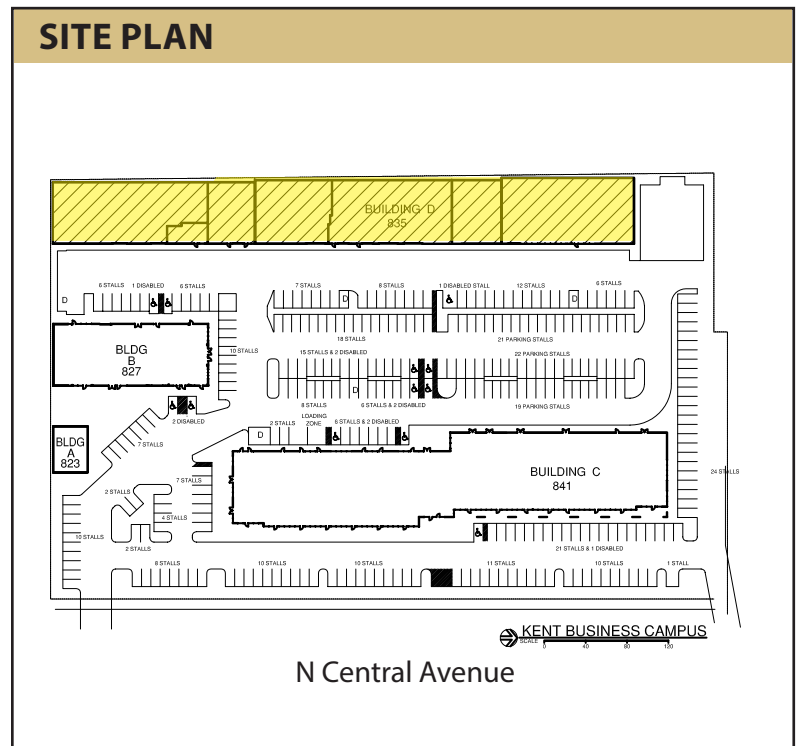
835 N Central Avenue, Kent, WA 98032



**Building D
North End**



**Building D
South End**

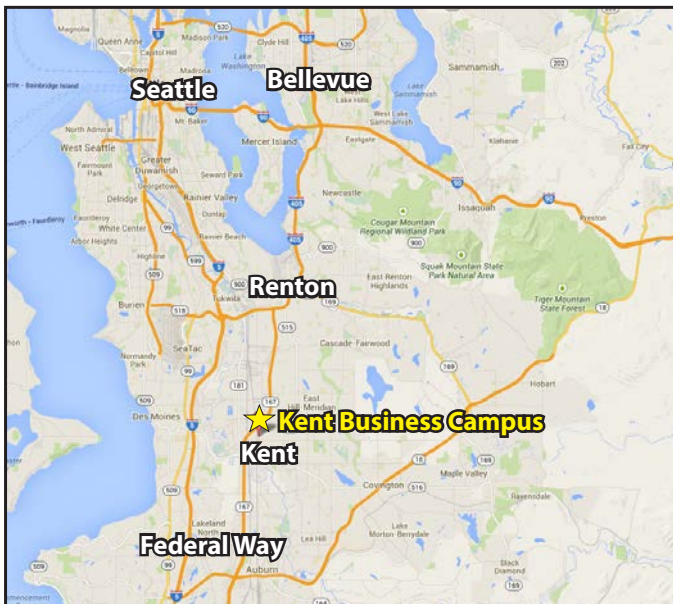


Rosen~Harbottle Commercial Real Estate | P.O. Box 5003 Bellevue, WA 98009-5003
phone: (425) 454-3030 fax: (425) 454-6705 | www.rosenharbottle.com

The information provided has been obtained from sources believed reliable. While we do not doubt its accuracy, we have not verified and make no guarantee, warranty or representation about it. It is your sole responsibility to independently confirm its accuracy and completeness.

Kent Business Campus

835 N Central Avenue, Kent, WA 98032



For more information, contact:

ROSEN~HARBOTTLE
COMMERCIAL REAL ESTATE

Grant Rubenstein

(425) 289-2220

grant@rosenharbottle.com

Brian Stewart

(425) 289-2222

brians@rosenharbottle.com

www.rosenharbottle.com

Rosen~Harbottle Commercial Real Estate | P.O. Box 5003 Bellevue, WA 98009-5003
phone: (425) 454-3030 fax: (425) 454-6705 | www.rosenharbottle.com

The information provided has been obtained from sources believed reliable. While we do not doubt its accuracy, we have not verified and make no guarantee, warranty or representation about it. It is your sole responsibility to independently confirm its accuracy and completeness.