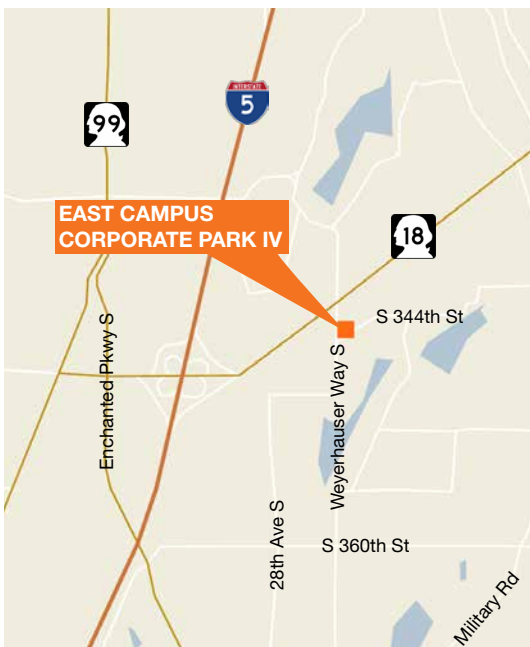


East Campus Corporate Park IV



3450 South 344th Way
Federal Way, WA



Class A East Campus Office Building

First floor: 1,191 RSF - 13,028 RSF

Second floor: 4,788 RSF - 33,674 RSF

\$14.50 PSF, NNN

Immediate access to SR-18 & I-5

Adjacent to Weyerhaeuser Campus

Contact

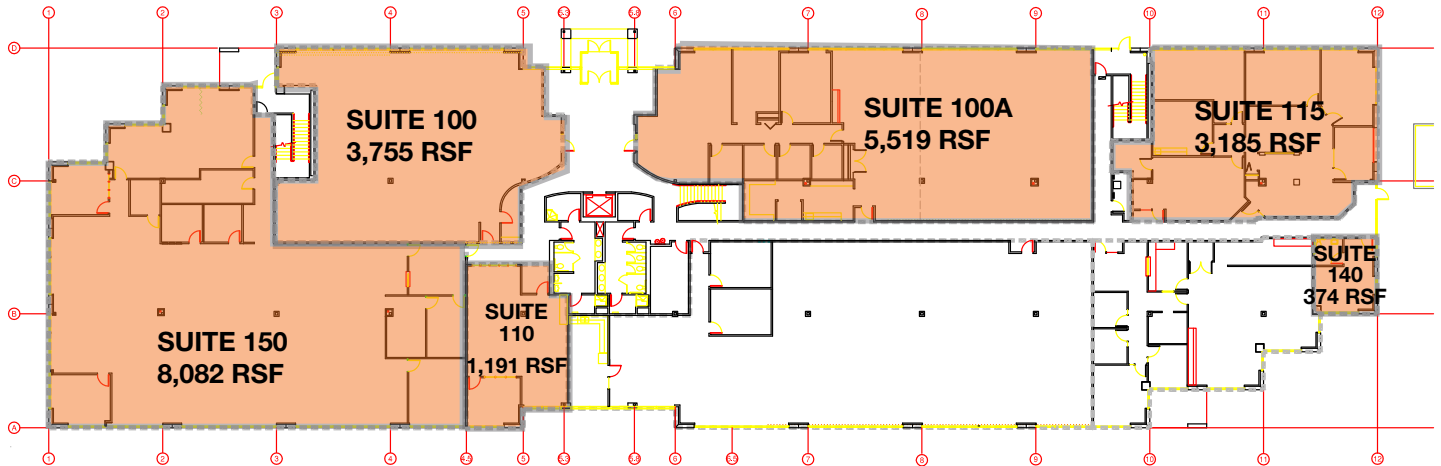
Mark Clirehugh, SIOR, CCIM
253.722.1416
markc@kiddermathews.com

Will Frame
253.722.1412
wframe@kiddermathews.com

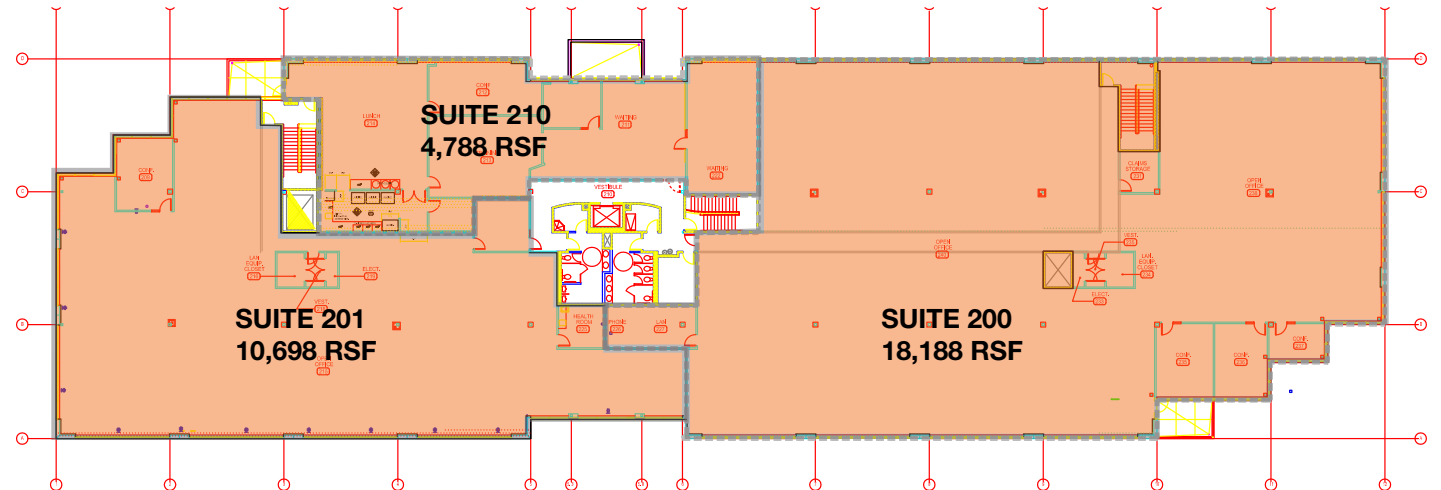
Drew Frame
253.722.1433
dframe@kiddermathews.com

East Campus Corporate Park IV

FIRST FLOOR



SECOND FLOOR



Contact

Mark Clirehugh, SIOR, CCIM
253.722.1416
markc@kiddermathews.com

Will Frame
253.722.1412
wframe@kiddermathews.com

Drew Frame
253.722.1433
dframe@kiddermathews.com