

Kent Business Campus

835 N Central Avenue, Kent, WA 98032



OFFICE | WAREHOUSE | YARD

2,514 SF - 17,458 SF Available

\$0.55/SF shell | \$0.85/SF office



FEATURES:

- High-End Office with HVAC Throughout (Suites D-113 & D-132)
- ~5,000 SF Yard Space
- Grade Level Roll-Up Doors (Extra Wide: 10' - 18')
- 16' - 18' Ceiling Height
- 1,200 Amps | 3-Phase | 4 Wire
- M2 Zoning: Light Manufacturing
- Quick Access to SR 167 | 3 Blocks from Kent Station

For more information, contact:

ROSEN~HARBOTTLE
COMMERCIAL REAL ESTATE

Grant Rubenstein

(425) 289-2220

grant@rosenharbottle.com

Brian Stewart

(425) 289-2222

brians@rosenharbottle.com

www.rosenharbottle.com

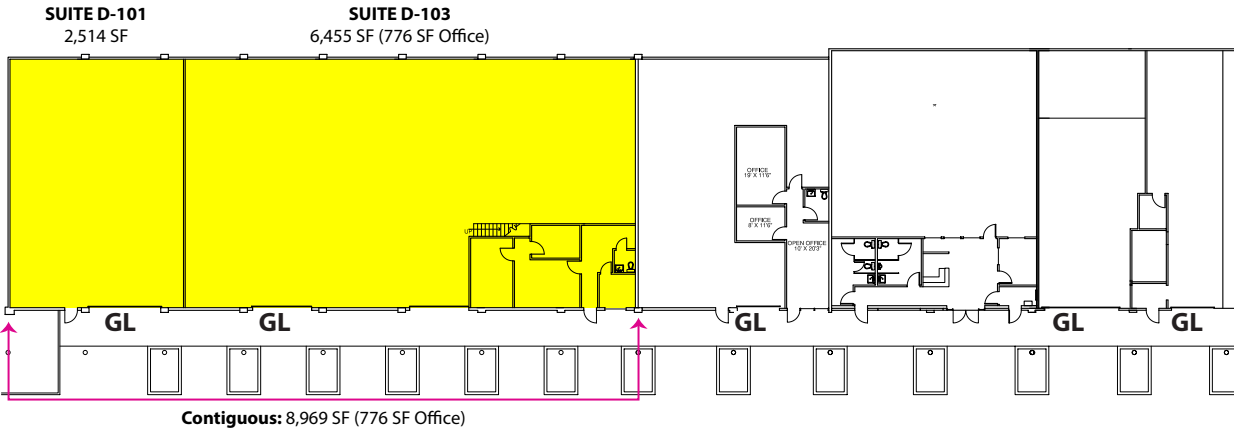
Rosen~Harbottle Commercial Real Estate | P.O. Box 5003 Bellevue, WA 98009-5003
phone: (425) 454-3030 fax: (425) 454-6705 | www.rosenharbottle.com

The information provided has been obtained from sources believed reliable. While we do not doubt its accuracy, we have not verified and make no guarantee, warranty or representation about it. It is your sole responsibility to independently confirm its accuracy and completeness.

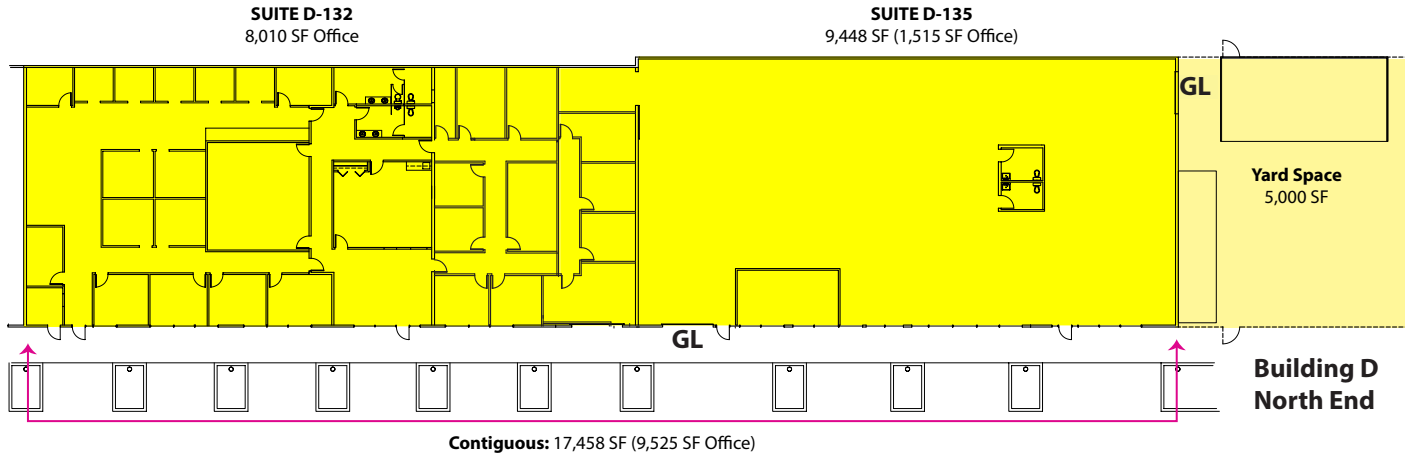
Kent Business Campus

835 N Central Avenue, Kent, WA 98032

FLOOR PLAN

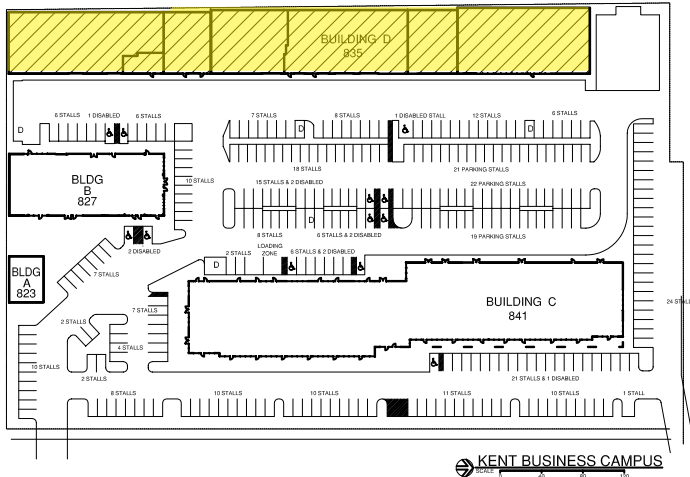


Building D South End



Building D North End

SITE PLAN



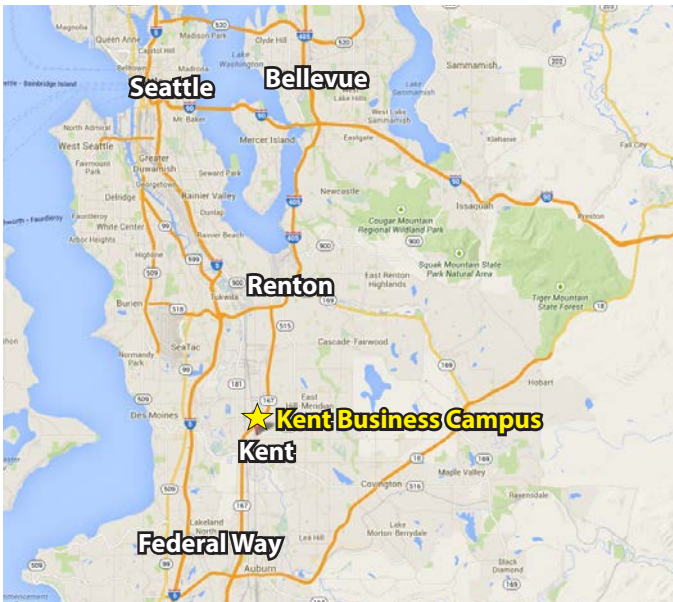
N Central Avenue

Rosen~Harbottle Commercial Real Estate | P.O. Box 5003 Bellevue, WA 98009-5003
phone: (425) 454-3030 fax: (425) 454-6705 | www.rosenharbottle.com

The information provided has been obtained from sources believed reliable. While we do not doubt its accuracy, we have not verified and make no guarantee, warranty or representation about it. It is your sole responsibility to independently confirm its accuracy and completeness.

Kent Business Campus

835 N Central Avenue, Kent, WA 98032



For more information, contact:

ROSEN~HARBOTTLE
COMMERCIAL REAL ESTATE

Grant Rubenstein

(425) 289-2220

grant@rosenharbottle.com

Brian Stewart

(425) 289-2222

brians@rosenharbottle.com

www.rosenharbottle.com

Rosen~Harbottle Commercial Real Estate | P.O. Box 5003 Bellevue, WA 98009-5003
phone: (425) 454-3030 fax: (425) 454-6705 | www.rosenharbottle.com

The information provided has been obtained from sources believed reliable. While we do not doubt its accuracy, we have not verified and make no guarantee, warranty or representation about it. It is your sole responsibility to independently confirm its accuracy and completeness.