

Kent Business Campus

835 N Central Avenue, Kent, WA 98032

**FOR
LEASE**



For more information, contact:

ROSEN~HARBOTTLE
COMMERCIAL REAL ESTATE

Grant Rubenstein
(425) 289-2220
grant@rosenharbottle.com

Brian Stewart
(425) 289-2222
brians@rosenharbottle.com

www.rosenharbottle.com

Suite	Total SF	Office SF	Rent/ Month	NNN	Total/ Month
D-110	2,761 SF	652 SF	\$1,666	\$497	\$2,163
D-113	3,062 SF	3,062 SF	\$1,990	\$551	\$2,541
D-116	1,552 SF	-	\$776	\$279	\$1,055
Suites D-110, D-113 & D-116 are contiguous for 7,375 SF (652 SF office) total.					
D-135	9,448 SF	1,515 SF	\$6,105	\$1,750	\$7,855
Yard Space	5,000 SF	-	\$500	-	\$500

FEATURES:

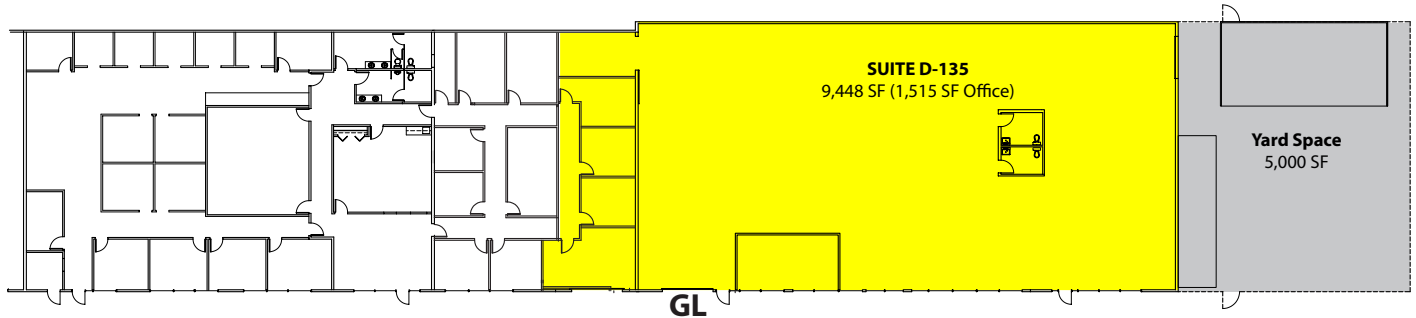
- \$0.45/SF Shell | \$0.65/SF Office
- 2,761 SF -9,448 SF Available
- Ideal for Flex Space, Warehouse, Distribution Manufacturing
- Suite D-113 Great for Dance / Martial Arts / Yoga, etc.
- Grade Level Roll-Up Doors (Extra Wide: 10' - 18')
- 16' - 18' Ceiling Height
- 1,200 Amps | 3-Phase | 4 Wire

Rosen~Harbottle Commercial Real Estate | P.O. Box 5003 Bellevue, WA 98009-5003
phone: (425) 454-3030 fax: (425) 454-6705 | www.rosenharbottle.com

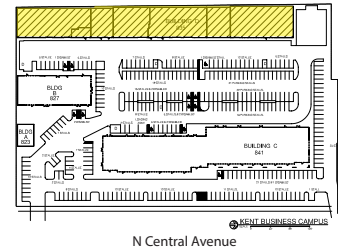
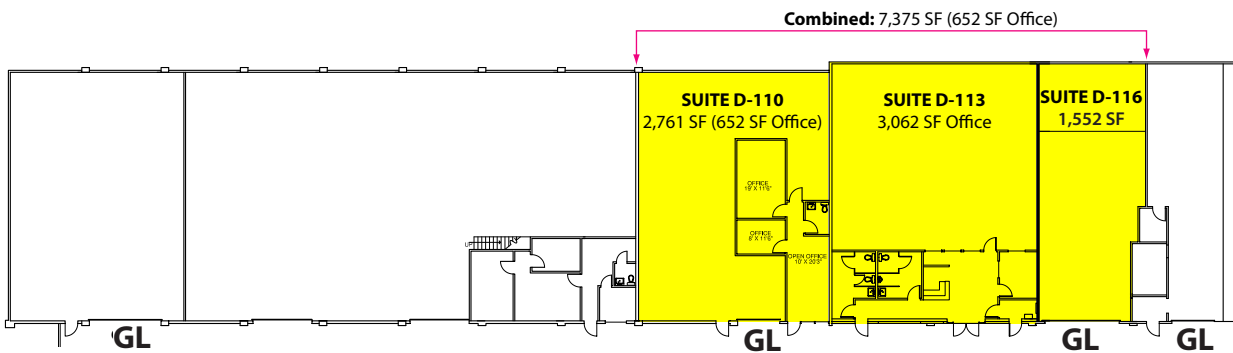
The information provided has been obtained from sources believed reliable. While we do not doubt its accuracy, we have not verified and make no guarantee, warranty or representation about it. It is your sole responsibility to independently confirm its accuracy and completeness.

Kent Business Campus

835 N Central Avenue, Kent, WA 98032



**Building D
North End**



**Building D
South End**



Rosen~Harbottle Commercial Real Estate | P.O. Box 5003 Bellevue, WA 98009-5003
phone: (425) 454-3030 fax: (425) 454-6705 | www.rosenharbottle.com

The information provided has been obtained from sources believed reliable. While we do not doubt its accuracy, we have not verified and make no guarantee, warranty or representation about it. It is your sole responsibility to independently confirm its accuracy and completeness.