

# Kent Business Campus

835 N Central Avenue, Kent, WA 98032



## OFFICE | WAREHOUSE

2,514 SF - 8,969 SF Available

\$0.55/SF shell | \$0.85/SF office



### FEATURES:

- High-End Office with HVAC Throughout (Suites D-113 & D-132)
- Grade Level Roll-Up Doors (Extra Wide: 10' - 18')
- 16' - 18' Ceiling Height
- M2 Zoning: Light Manufacturing
- Quick Access to SR 167 | 3 Blocks from Kent Station

For more information, contact:

ROSEN~HARBOTTLE  
COMMERCIAL REAL ESTATE

**Grant Rubenstein**  
(425) 289-2220  
grant@rosenharbottle.com

**Brian Stewart**  
(425) 289-2222  
brians@rosenharbottle.com

www.rosenharbottle.com

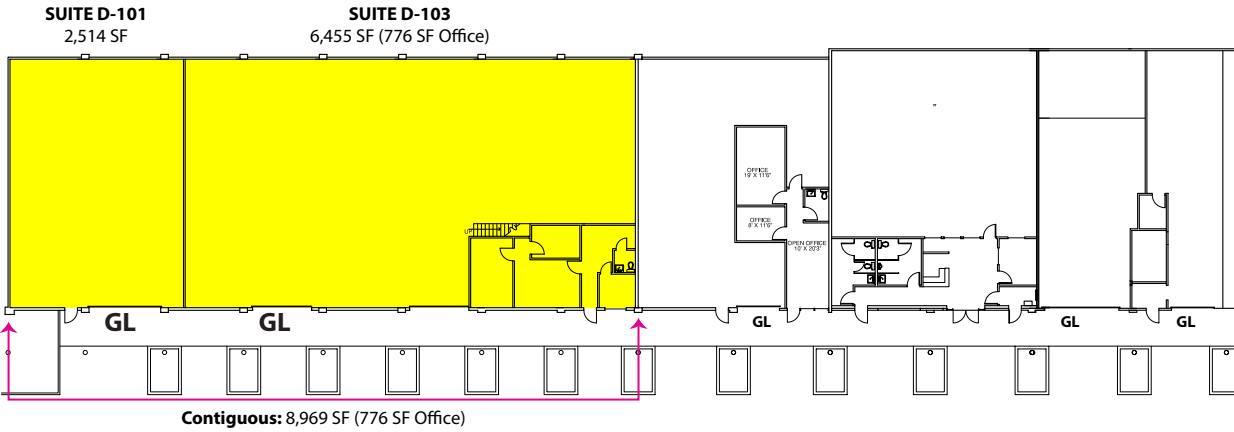
Rosen~Harbottle Commercial Real Estate | P.O. Box 5003 Bellevue, WA 98009-5003  
phone: (425) 454-3030 fax: (425) 454-6705 | www.rosenharbottle.com

The information provided has been obtained from sources believed reliable. While we do not doubt its accuracy, we have not verified and make no guarantee, warranty or representation about it. It is your sole responsibility to independently confirm its accuracy and completeness.

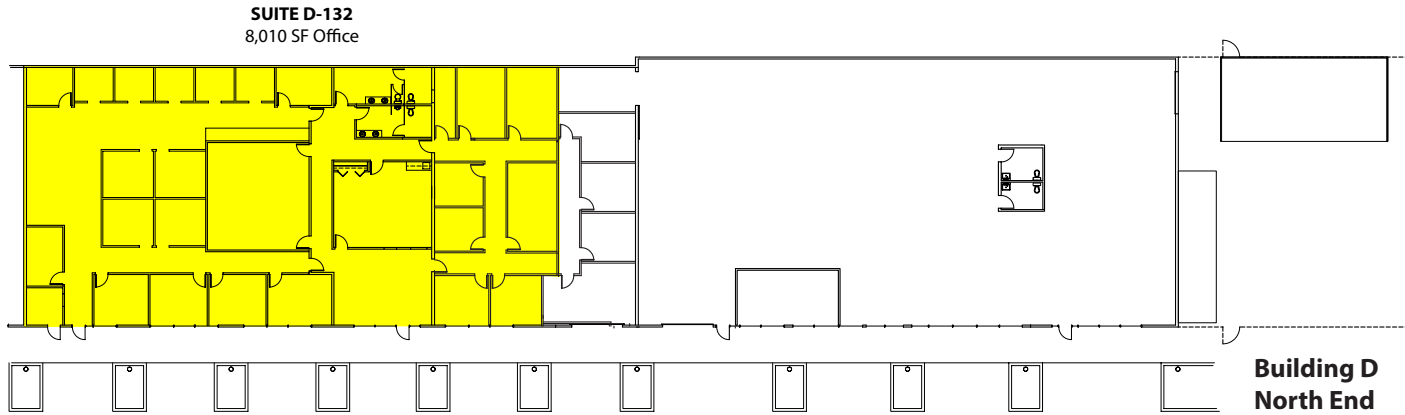
# Kent Business Campus

835 N Central Avenue, Kent, WA 98032

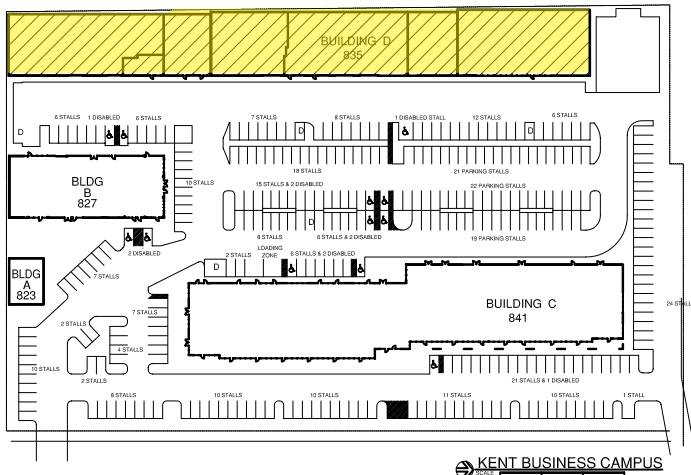
## FLOOR PLAN



**Building D  
South End**



## SITE PLAN



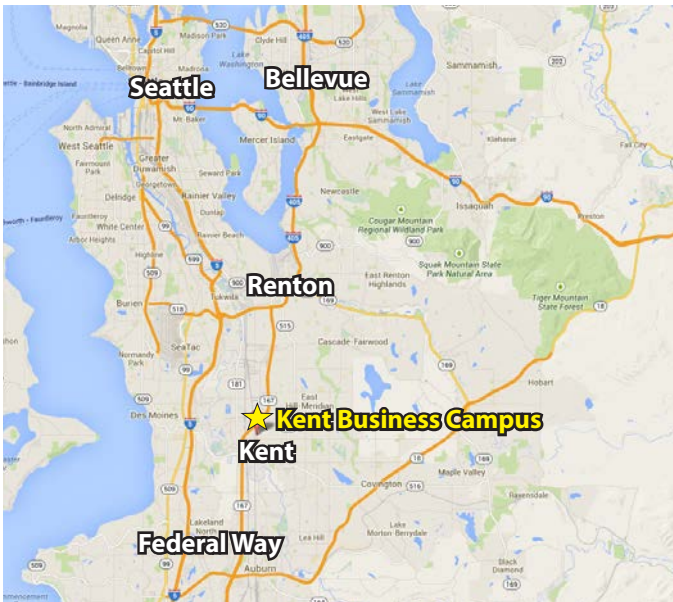
N Central Avenue

Rosen~Harbottle Commercial Real Estate | P.O. Box 5003 Bellevue, WA 98009-5003  
phone: (425) 454-3030 fax: (425) 454-6705 | [www.rosenharbottle.com](http://www.rosenharbottle.com)

The information provided has been obtained from sources believed reliable. While we do not doubt its accuracy, we have not verified and make no guarantee, warranty or representation about it. It is your sole responsibility to independently confirm its accuracy and completeness.

# Kent Business Campus

835 N Central Avenue, Kent, WA 98032



For more information, contact:

ROSEN~HARBOTTLE  
COMMERCIAL REAL ESTATE

**Grant Rubenstein**

(425) 289-2220

grant@rosenharbottle.com

**Brian Stewart**

(425) 289-2222

brians@rosenharbottle.com

www.rosenharbottle.com

Rosen~Harbottle Commercial Real Estate | P.O. Box 5003 Bellevue, WA 98009-5003  
phone: (425) 454-3030 fax: (425) 454-6705 | www.rosenharbottle.com

The information provided has been obtained from sources believed reliable. While we do not doubt its accuracy, we have not verified and make no guarantee, warranty or representation about it. It is your sole responsibility to independently confirm its accuracy and completeness.