


OFFICE  
LEASE



# VILLAGE OFFICE PARK

3805 108th Avenue NE | Bellevue, WA

Caleb Farnworth, CCIM

425.289.2235

calebf@rosenharbottle.com

425.454.3030  
rosenharbottle.com

PO Box 5003  
Bellevue, WA 98009 - 5003





# RARE, SMALL BELLEVUE OFFICE & STORAGE SPACES

**Office: 688 SF - 1,547 SF Available**

**Storage: 219 SF Available**

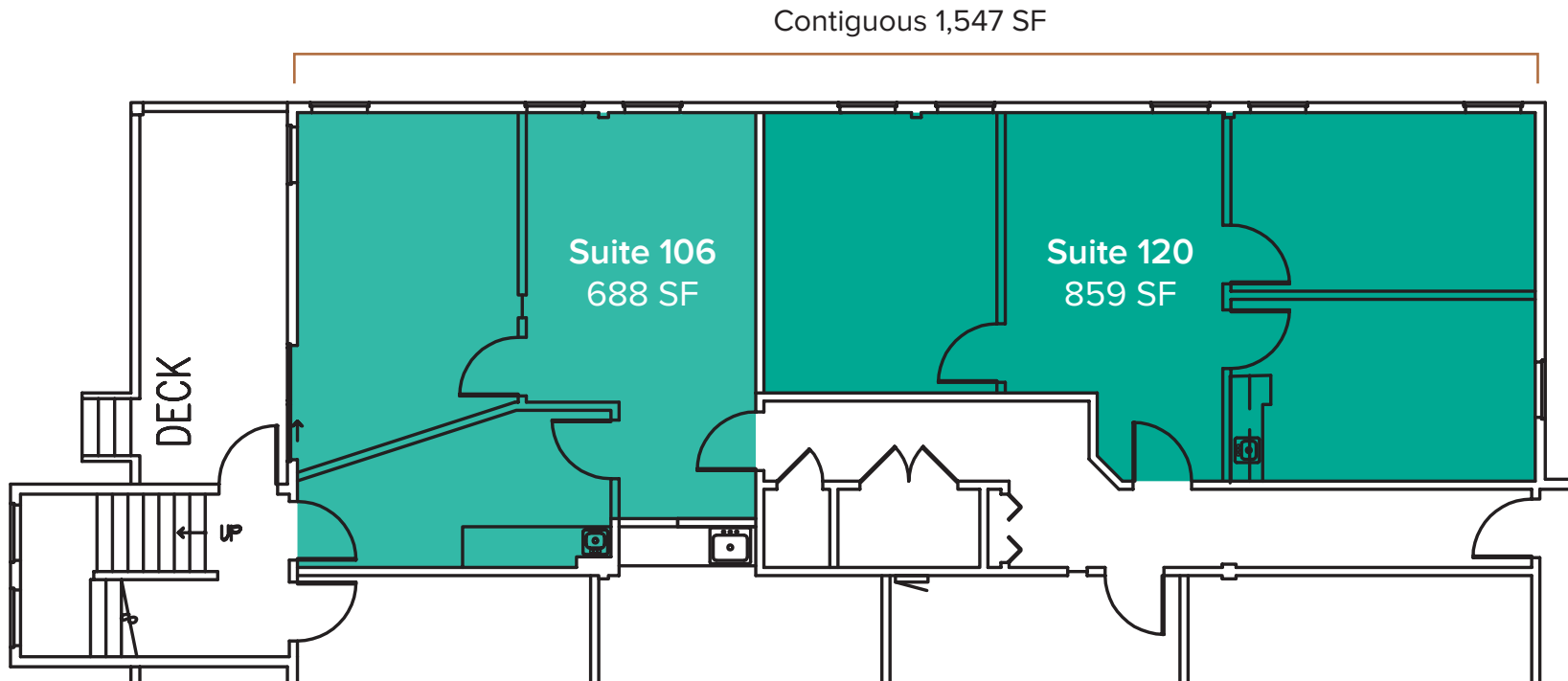
## PROPERTY DETAILS:

- Immediate Access to I-405 and SR-520
- Adjacent to Kirkland Park & Ride, Major Bus Terminal, and Cross Kirkland Corridor
- Tranquil Park-like Setting
- Amenities Nearby Include Big Fish Grill, Dixie's BBQ, Burgermaster, and Daycare

The information provided herein has been obtained from sources believed to be reliable, but no representation or warranty, express or implied, is made with respect to the accuracy or completeness of any such information. Each prospective buyer or tenant should independently investigate, evaluate and verify all information provided herein and any other matters deemed material. Please consult your attorney, tax advisor or other professional advisor. The terms of sale or lease set forth herein are subject to change or withdrawal at any time and without notice.

# FIRST LEVEL OFFICE FLOOR PLAN

Suite	Square Feet	Rent	Notes
106	688 SF - 1,547 SF	\$36.00/SF, Full Service	Open Office Area, 1 PO, and Break Room with a Kitchenette. Contiguous with Suite 120 for a total of 1,547 SF. <b>Available 4/1/21.</b>
120	859 SF - 1,547 SF	\$36.00/SF, Full Service	Open Office Area, 2 POs, and Break Room with Kitchenette. Contiguous with Suite 106 for a total of 1,547 SF. <b>Available Now.</b>



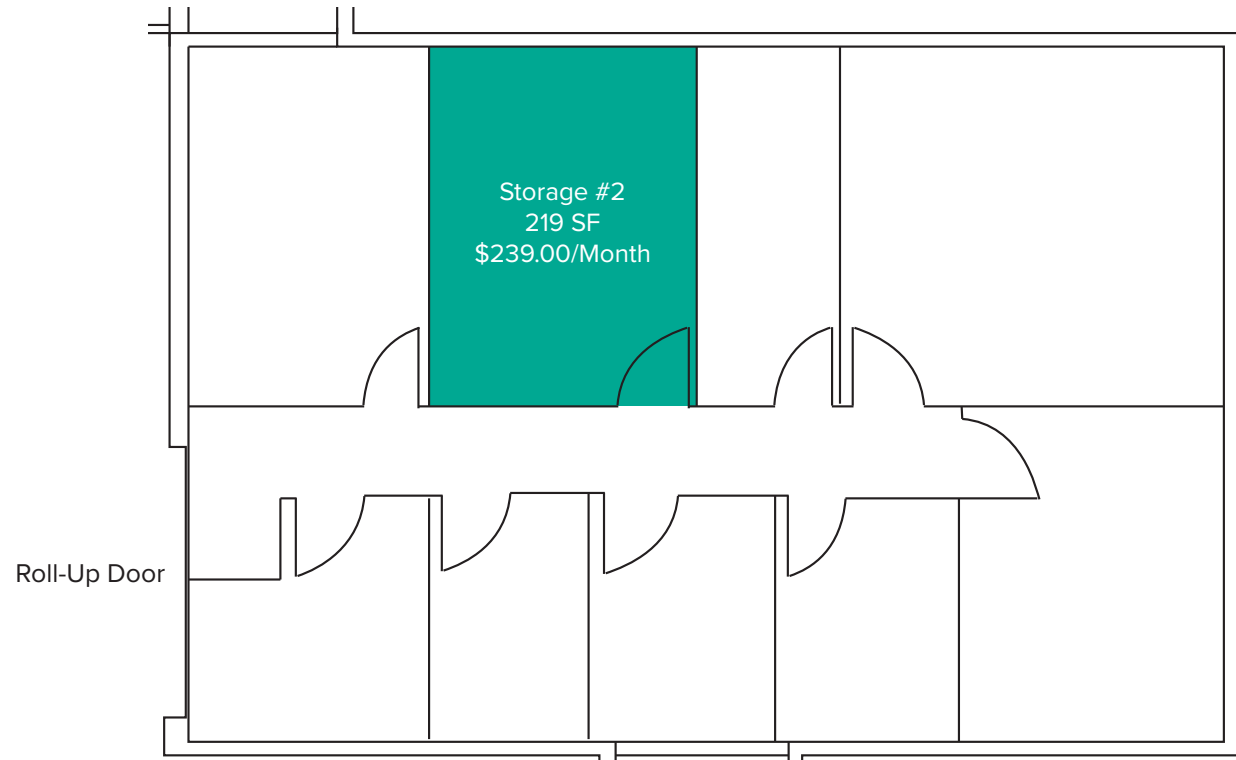
The information provided herein has been obtained from sources believed to be reliable, but no representation or warranty, express or implied, is made with respect to the accuracy or completeness of any such information. Each prospective buyer or tenant should independently investigate, evaluate and verify all information provided herein and any other matters deemed material. Please consult your attorney, tax advisor or other professional advisor. The terms of sale or lease set forth herein are subject to change or withdrawal at any time and without notice.

# STORAGE FLOOR PLAN

## FEATURES

---

- Fully Secured Storage Unit
- 219 SF Available
- \$239.00/Month
- Vehicle Access
- 24/7 Access
- Dry Climate Controlled
- **Available Now**



# LOCATION MAP



## Drive Time:

SR-520: 1 Minute

I-405: 4 Minutes

DownTown Bellevue: 6 Minutes

DownTown Kirkland: 7 Minutes

Seattle: 9 Minutes