

KENT BUSINESS CAMPUS - Bldg D

UP TO 10,765 SF OFFICE/WAREHOUSE AVAILABLE



835 N Central Avenue, Kent, WA 98032

Grant Rubenstein

(425) 289-2220

grant@rosenharbottle.com

RH ROSEN
HARBOTTLE
COMMERCIAL REAL ESTATE



OFFICE | WAREHOUSE

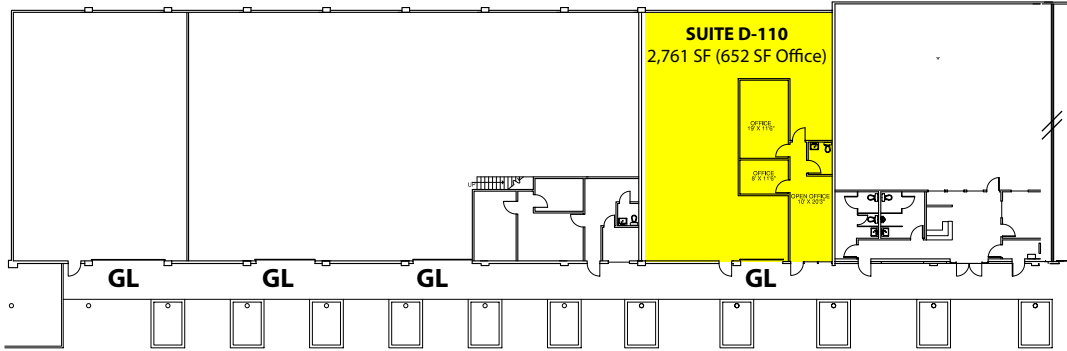
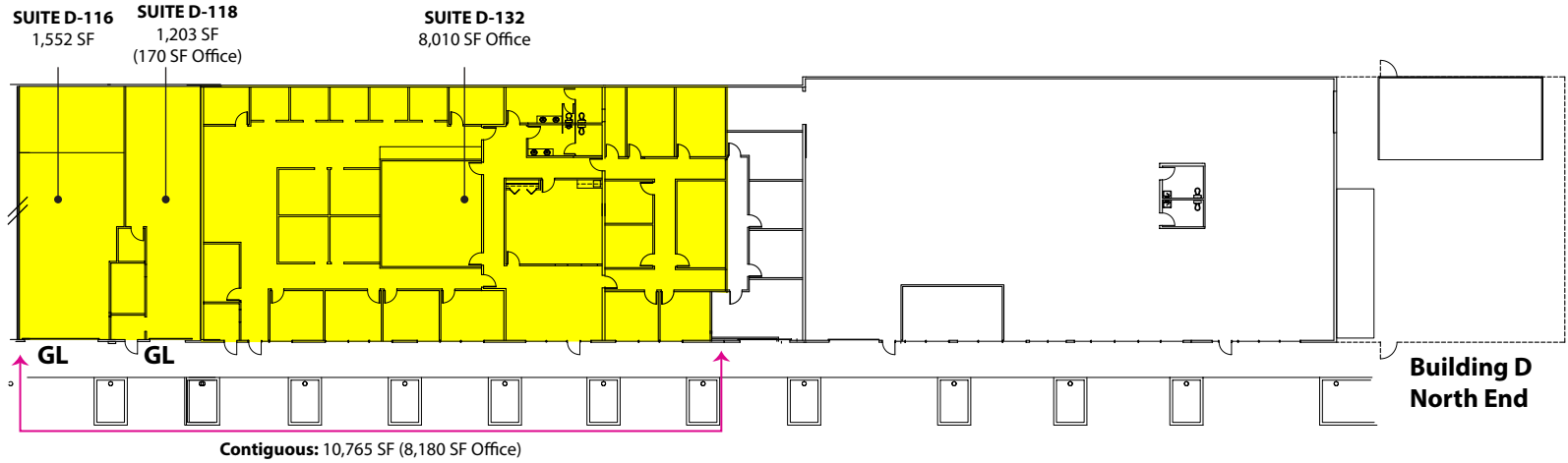
1,203 SF - 10,765 SF Available

\$0.60/SF shell | \$0.85/SF office

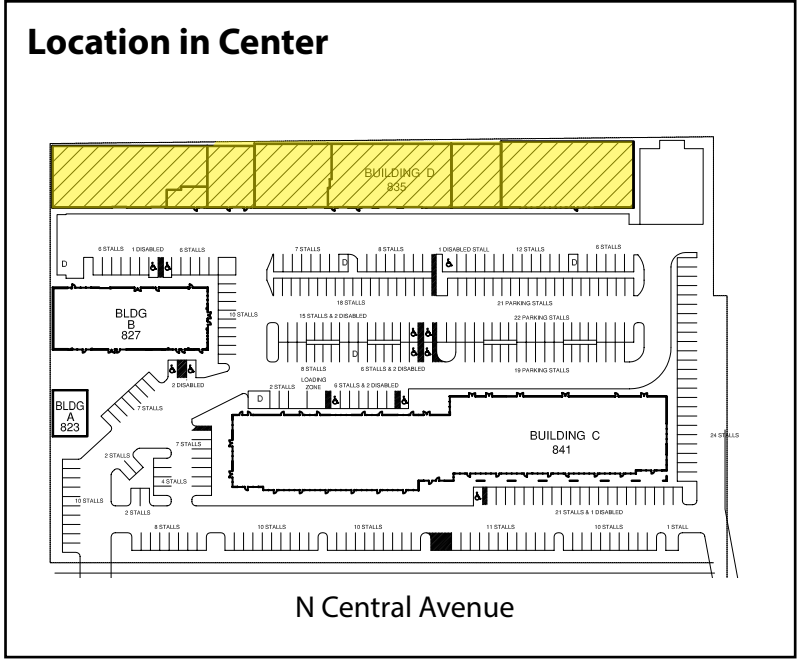
FEATURES:

- High-End Office with HVAC Throughout (Suite D-132)
- Grade Level Roll-Up Doors (Extra Wide: 10' - 18')
- 16' - 18' Ceiling Height
- M2 Zoning: Light Manufacturing
- Quick Access to SR 167
- 3 Blocks from Kent Station





Building D South End





Reception



Kitchenette/Break Room



Conference Room



Conference Room



For more information, contact:

**ROSEN~HARBOTTLE
COMMERCIAL REAL ESTATE**

Grant Rubenstein
(425) 289-2220
grant@rosenharbottle.com
www.rosenharbottle.com